

#M25233

PIEZO1 Mouse mAb

- 50 μ l
- 100 μ l
- 200 μ l

DESCRIPTION

The protein encoded by this gene is a mechanically-activated ion channel that links mechanical forces to biological signals. The encoded protein contains 36 transmembrane domains and functions as a homotetramer. Defects in this gene have been associated with dehydrated hereditary stomatocytosis.

SOURCE

This Abmart monoclonal antibody is produced by immunizing mice with a polypeptide (Abmart SEAL mAb technology) corresponding to PIEZO1 protein.

STORAGE

Store at -20°C, stable for one year from the date of shipment.

ALIASES

FAM38A, KIAA0233

REACTIVITY

Homo sapiens

ISOTYPE

Mouse IgG

PREDICTED MOLECULAR WEIGHT

286.6 KDa

RECOMMEND ANTIBODY DILUTIONS

Immunoprecipitation	10 tests
FACS	1:100-1:200
Immunofluorescence	1:100-1:200

***For Western blots, incubate membrane with diluted antibody in 5% w/v nonfat dry milk, 1X TBS, 0.05% Tween-20 at 4°C with gentle shaking overnight.**

PRODUCT ADVANTAGE

Mass spectrum approved

COMPANION PRODUCTS

M25001	AIFM1 Mouse mAb
M25002	Ch60 Mouse mAb
M25003	VIME(337) Mouse mAb
M25004	IDHP Mouse mAb
M25005	TBA1B Mouse mAb

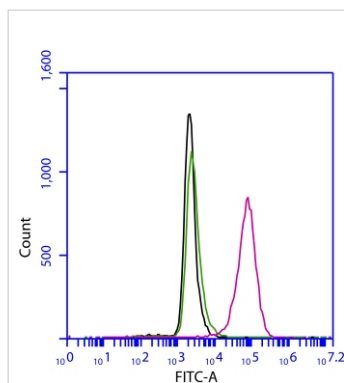
Abmart

Orders ■ 400-6123-828

orders@ab-mart.com

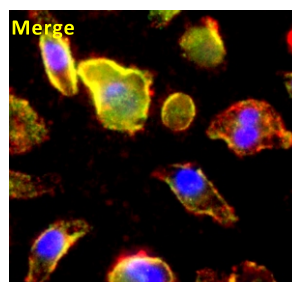
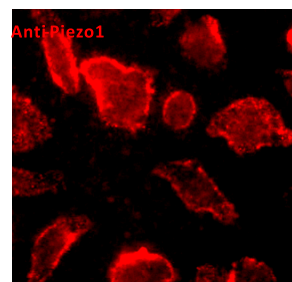
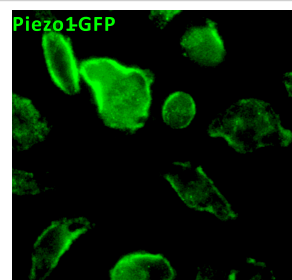
Web ■ www.ab-mart.com.cn

APPLICATION DATA



Flow Cytometry—Anti-PIEZO1 Antibody (M25233)

Flow cytometric analysis of 2% paraformaldehyde-fixed THP1 (Human acute monocytic leukemia cell line) cells labeling PIEZO1 with M25233 at 1/200 dilution (red) compared with a mouse monoclonal IgG isotype control (black) and an unlabelled control (cells without incubation with primary antibody, green). Goat anti-mouse IgG (FITC) at 1/300 dilution was used as the secondary antibody.



IF-Anti-PIEZO1 Antibody(M25233)

Huvecs transfected with Piezo1-GFP, Staining with mouse anti-human Piezo1 antibody (5 μ g/ml, M25233). No Permeabilized.

Recommended dilution: 10 μ g/ml

Applications Key: WB—Western blot, IP—Immunoprecipitation, IHC—Immunohistochemistry, CHIP—Chromatin Immunoprecipitation, IF—Immunofluorescence

rev.2017-4

For *in vitro* research use only and not intended for use in humans or animals.