

NLRP3 Antibody



Catalog No: T55651

Reactivity: Human Mouse Rat

Isotype: Rabbit IgG

Applications: WB IHC ICC/IF IP FC

www.ab-mart.com.cn

400-6123-828

Information

UniProt ID: Q96P20

All Names:FCU; MWS; FCAS; Cias1; Mmig1; NLRP3; Pypaf1; Ail/AVP; AGTAVPRL; Cryopyrin;

Form: Liquid

Storage instructions: Store at +4°C short term. Store at -20°C long term. Avoid freeze / thaw cycle.

Storage buffer:Rabbit IgG in phosphate buffered saline , pH 7.4, 150mM NaCl, 0.02% sodium azide and 50% glycerol.

Purity: Affinity-chromatography


Molecular Wt.: 118kDa

Application

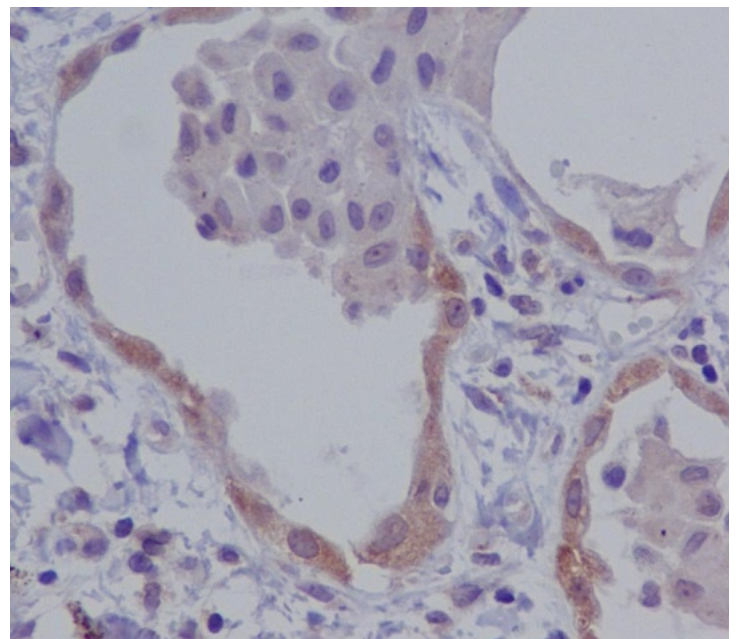
WB 1:500~1:2000 IHC 1:50~1:200 ICC/IF 1:50~1:200 IP 1:20

Background

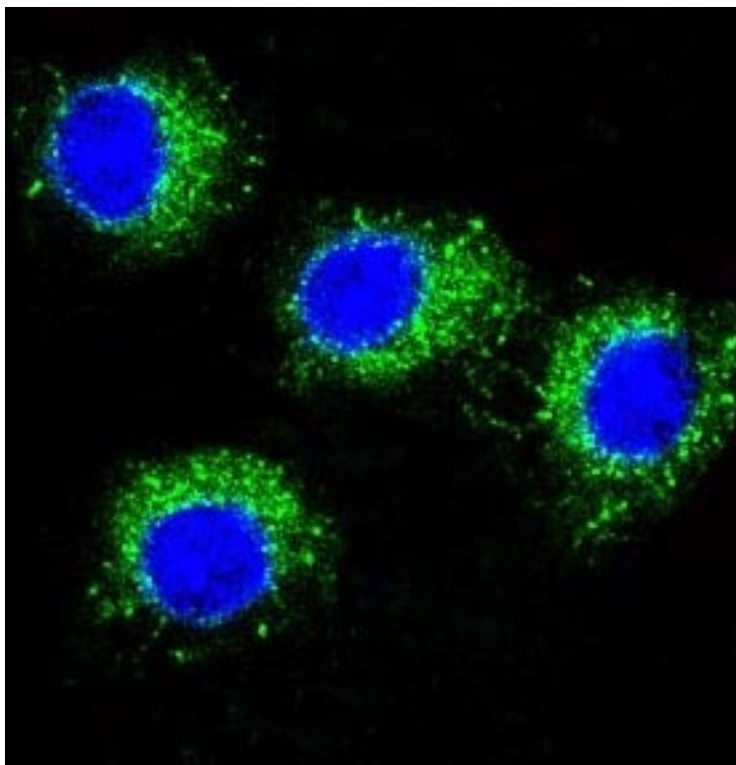
As the sensor component of the NLRP3 inflammasome, plays a crucial role in innate immunity and inflammation.



Western blot analysis of NLRP3 expression in SH-SY5Y cell lysate.



Immunohistochemical analysis of paraffin-embedded human lung carcinoma, using NLRP3 Antibody.



Immunofluorescent analysis of Raw264.7 cells, using NALP3 Antibody.