

MMP9 Antibody



Catalog No: T55205

Reactivity: Human Rat

IsoType: Rabbit IgG

Applications: WB IHC ICC/IF FC

www.ab-mart.com.cn

400-6123-828

Information

UniProt ID: P14780

All Names: MMP9; GELB; CLG4B; Matrix Metalloproteinase 9; MANDP2; Gelatinase beta;

Form: Liquid

Storage instructions: Store at +4°C short term. Store at -20°C long term. Avoid freeze / thaw cycle.

Storage buffer: Rabbit IgG in phosphate buffered saline , pH 7.4, 150mM NaCl, 0.02% sodium azide and 50% glycerol.

Purity: Affinity-chromatography

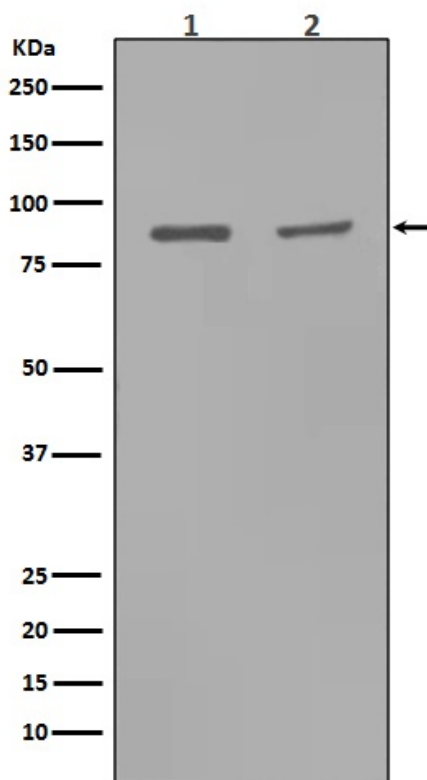
Molecular Wt.: 78kDa

Application

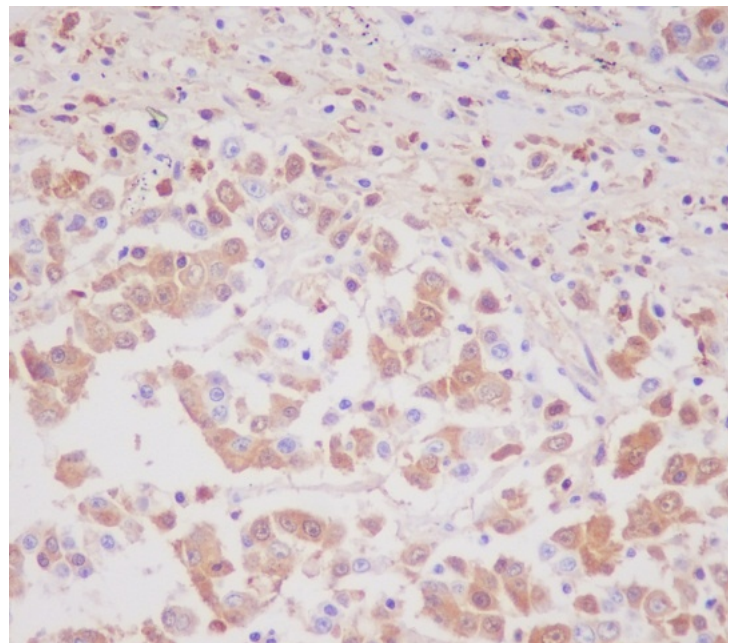
WB 1:500~1:2000 IHC 1:50~1:200 ICC/IF 1:50~1:200 FC 1:50

Background

MMP9 May play an essential role in local proteolysis of the extracellular matrix and in leukocyte migration. Could play a role in bone osteoclastic resorption. Cleaves KiSS1 at a Gly-I-Leu bond. Cleaves type IV and type V collagen into large C-terminal three quarter fragments and shorter N-terminal one quarter fragments. Degrades fibronectin but not laminin or Pz-peptide. Belongs to the peptidase M10A family.



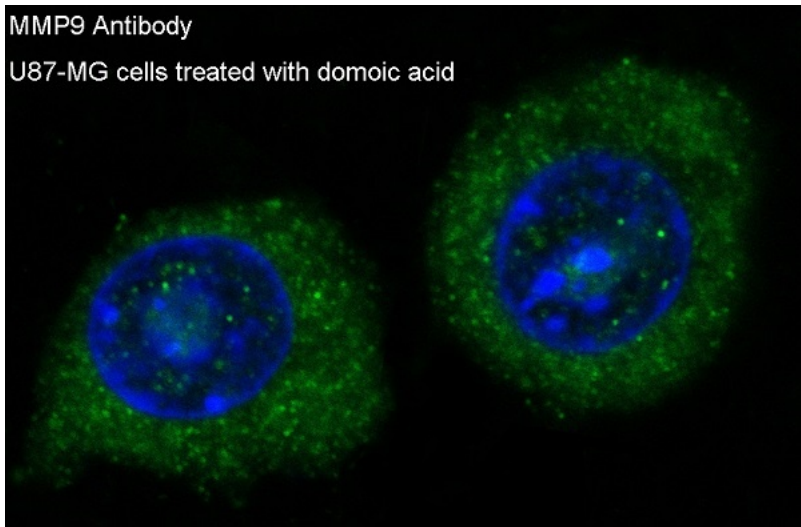
Western blot analysis of MMP9 expression in (1)Rat kidney tissue lysate;(2)Rat lung tissue lysate.



Immunohistochemical analysis of paraffin-embedded human colon cancer, using MMP9 Antibody.

MMP9 Antibody

U87-MG cells treated with domoic acid



Immunofluorescent analysis of U87-MG cells, using MMP9 Antibody.