

SOX9 Antibody



Catalog No: T55400

Reactivity: Human Mouse Rat

Isotype: Rabbit IgG

Applications: WB IHC ICC/IF IP FC

www.ab-mart.com.cn

400-6123-828

Information

UniProt ID: P48436

All Names: CMD1; Sox9; SRA1; SRXX2; SRXY10; SRY (sex determining region Y) box 9; Transcription factor SOX 9;

Form: Liquid

Storage instructions: Store at +4°C short term. Store at -20°C long term. Avoid freeze / thaw cycle.

Storage buffer: Rabbit IgG in phosphate buffered saline , pH 7.4, 150mM NaCl, 0.02% sodium azide and 50% glycerol.

Purity: Affinity-chromatography

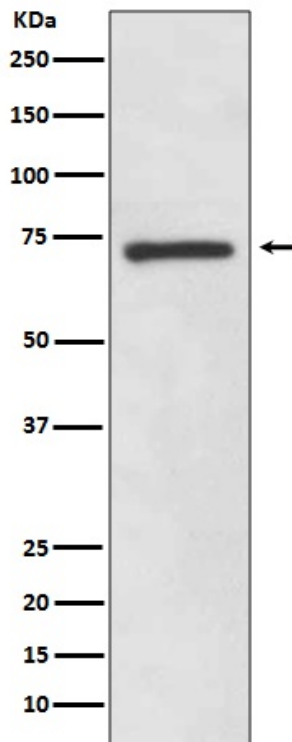
Molecular Wt.: 70kDa

Application

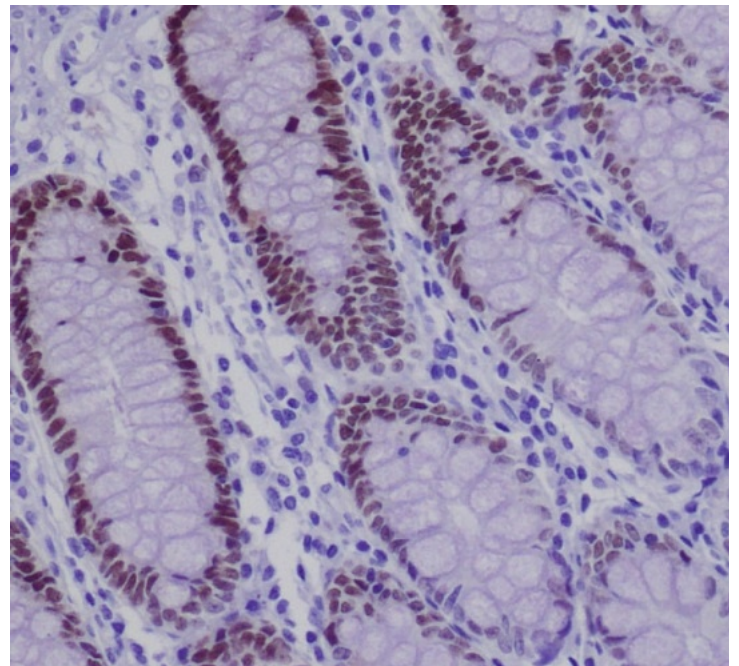
WB 1:1000~1:2000 IHC 1:100~1:500 ICC/IF 1:50~1:200 IP 1:50 FC 1:100

Background

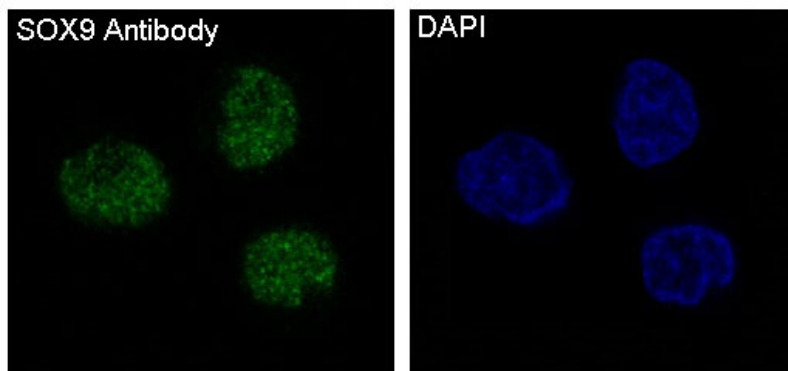
Regulates several important processes during embryonic development including chondrogenesis, during which it contributes to skeletal formation and digit specification (2,3). Sox9 also coordinates with steroidogenic factor-1 to direct Sertoli cell-specific expression of anti-Mullerian hormone during embryogenesis, thereby contributing to male sex determination.



Western blot analysis of SOX9 expression in SW480 cell lysate.



Immunohistochemical analysis of paraffin-embedded human colon, using SOX9 Antibody .



Immunofluorescent analysis of SW480 cells, using SOX9 Antibody .