

Hsc70 Antibody



Catalog No: T55417

Reactivity: Human Mouse Rat

IsoType: Rabbit IgG

Applications: WB IHC ICC/IF IP FC

www.ab-mart.com.cn

400-6123-828

Information

UniProt ID: P11142

All Names: Heat shock cognate 71 kDa protein; HS7C; HSP73; HSP7C; HSPA10; HSPA8;

Form: Liquid

Storage instructions: Store at +4°C short term. Store at -20°C long term. Avoid freeze / thaw cycle.

Storage buffer: Rabbit IgG in phosphate buffered saline , pH 7.4, 150mM NaCl, 0.02% sodium azide and 50% glycerol.

Purity: Affinity-chromatography

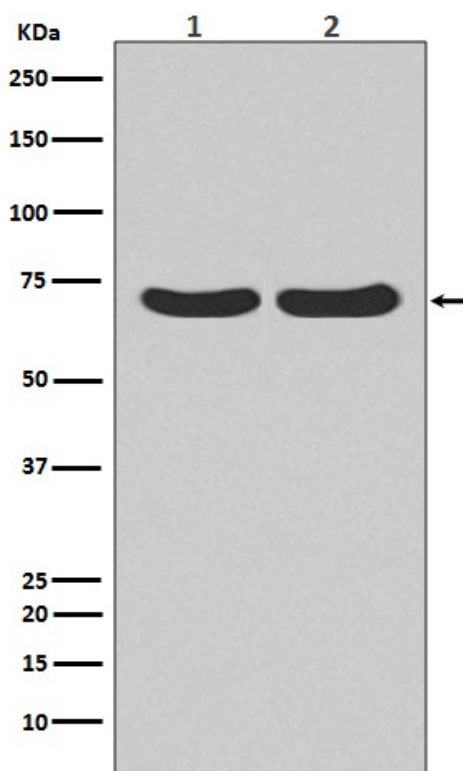
Molecular Wt.: 70kDa

Application

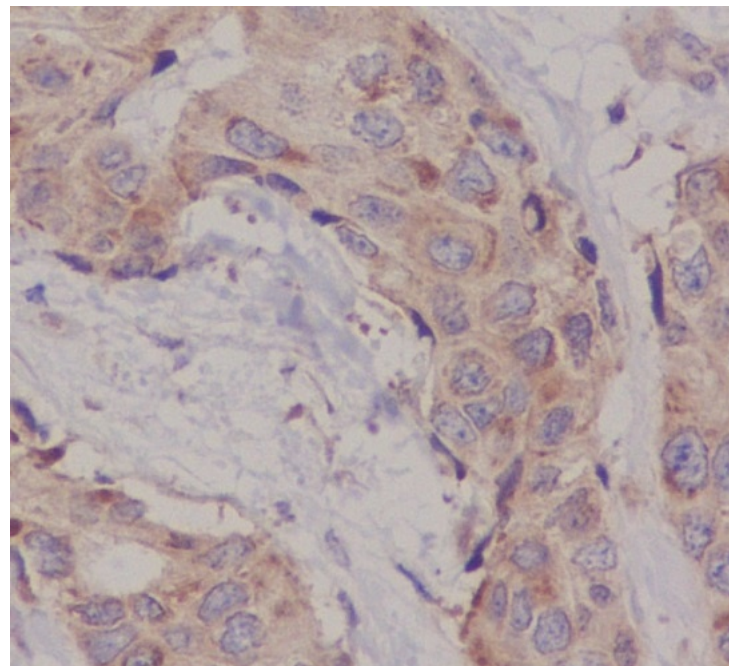
WB 1:500~1:2000 IHC 1:50~1:200 ICC/IF 1:50~1:200 IP 1:20 FC 1:30

Background

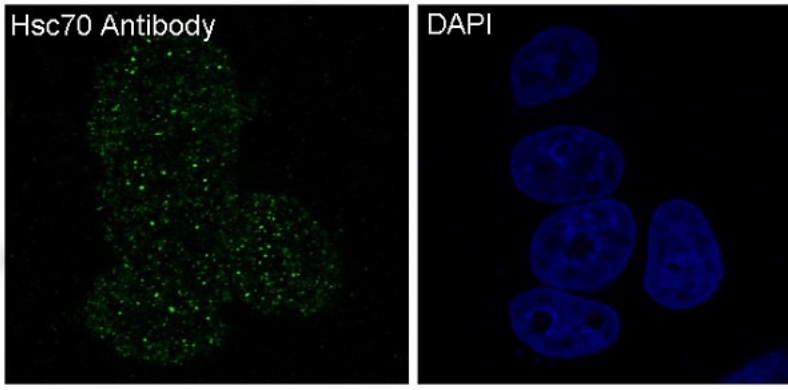
Acts as a repressor of transcriptional activation. Inhibits the transcriptional coactivator activity of CITED1 on Smad-mediated transcription. Chaperone. Component of the PRP19-CDC5L complex that forms an integral part of the spliceosome and is required for activating pre-mRNA splicing.



Western blot analysis of Calreticulin expression in (1) HeLa cell lysate; (2) C6 cell lysate.



Immunohistochemical analysis of paraffin-embedded human breast cancer, using Hsc70 Antibody.



Immunofluorescent analysis of MCF7 cells, using Hsc70 Antibody .