

Hsp70 Antibody

Catalog No: T55496

Reactivity: Human Mouse Rat

IsoType: Rabbit IgG

Applications: WB IHC ICC/IF FC



www.ab-mart.com.cn

400-6123-828

Information

UniProt ID: P0DMV8

All Names: HSP72; HSPA1; HSP70I; HSP70-1; HSP70-1A; HSPA1A;

Form: Liquid

Storage instructions: Store at +4°C short term. Store at -20°C long term. Avoid freeze / thaw cycle.

Storage buffer: Rabbit IgG in phosphate buffered saline , pH 7.4, 150mM NaCl, 0.02% sodium azide and 50% glycerol.

Purity: Affinity-chromatography

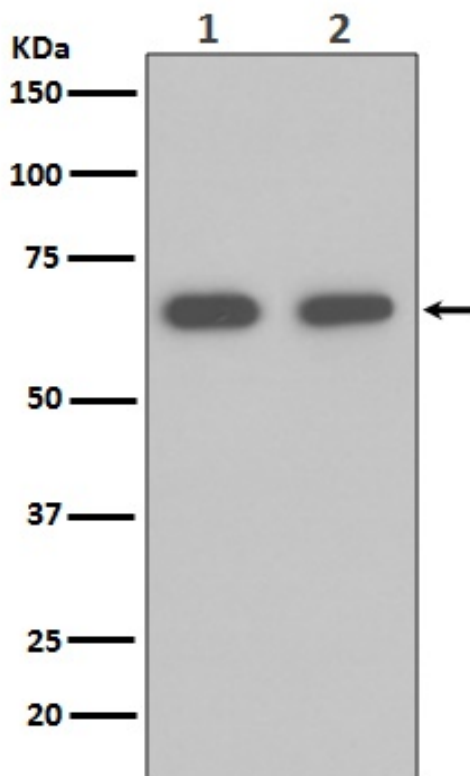
Molecular Wt.: 70kDa

Application

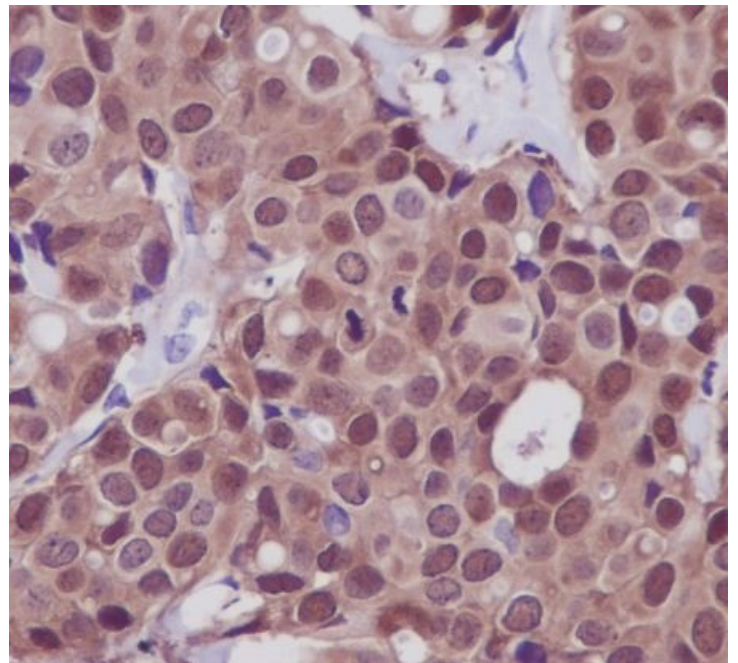
WB 1:500~1:2000 IHC 1:100~1:500 ICC/IF 1:50~1:100 FC 1:100

Background

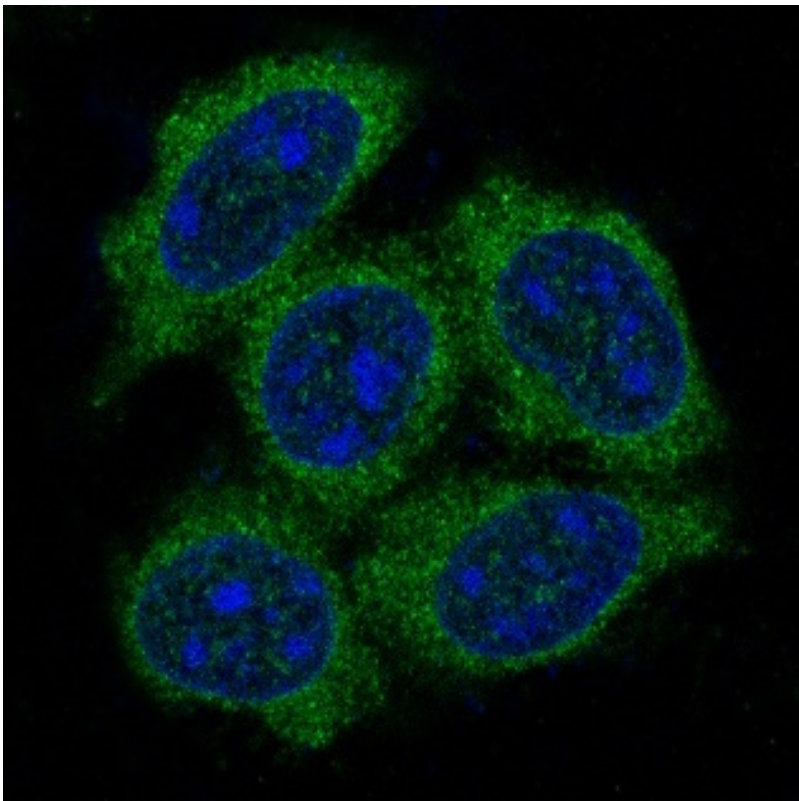
In conjunction with other heat shock proteins, this protein stabilizes existing proteins against aggregation and mediates the folding of newly translated proteins in the cytosol and in organelles. It is also involved in the ubiquitin-proteasome pathway through interaction with the AU-rich element RNA-binding protein 1. The gene is located in the major histocompatibility complex class III region, in a cluster with two closely related genes which encode similar proteins.



Western blot analysis of HSP70 expression in (1) K562 cell lysate; (2) 293T cell lysate.



Immunohistochemical analysis of paraffin-embedded human breast, using Hsp70 Antibody .



Immunofluorescent analysis of HeLa cells, using Hsp70 Antibody .