

IRF3 Antibody

Catalog No: T55779

Reactivity: Human Mouse Rat

Isotype: Rabbit IgG

Applications: WB IHC ICC/IF FC



www.ab-mart.com.cn

400-6123-828

Information

UniProt ID: Q14653

All Names: IRF3; IRF-3; IRF3; Interferon regulatory factor 3;

Form: Liquid

Storage instructions: Store at +4°C short term. Store at -20°C long term. Avoid freeze / thaw cycle.

Storage buffer: Rabbit IgG in phosphate buffered saline , pH 7.4, 150mM NaCl, 0.02% sodium azide and 50% glycerol.

Purity: Affinity-chromatography

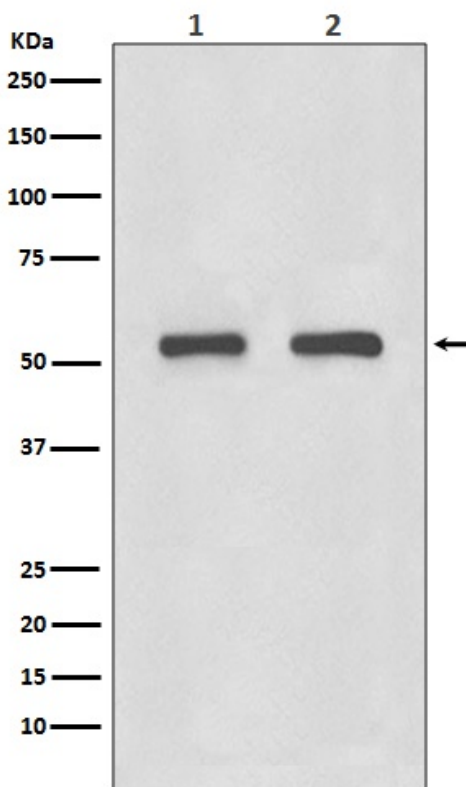
Molecular Wt.: 57kDa

Application

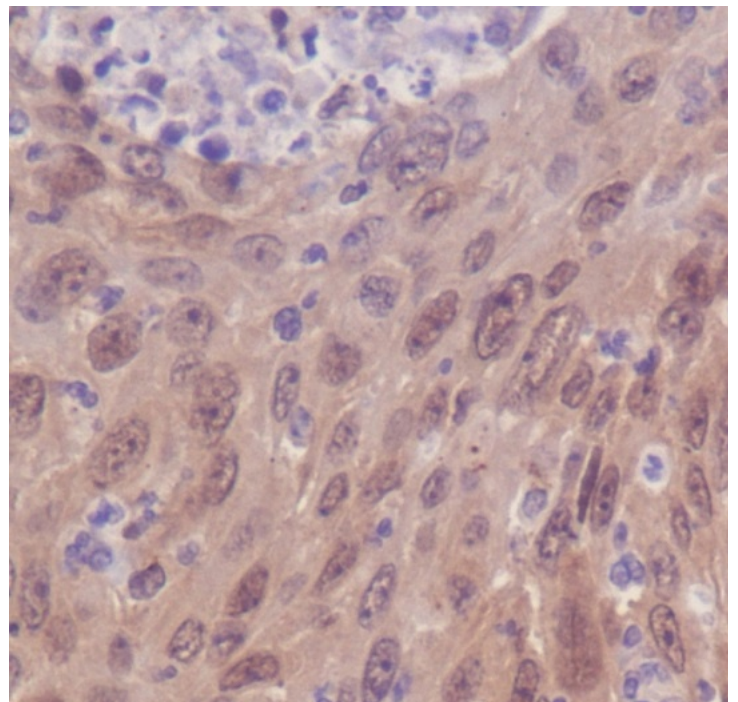
WB 1:500~1:1000 IHC 1:50~1:200 ICC/IF 1:50~1:200 FC 1:100

Background

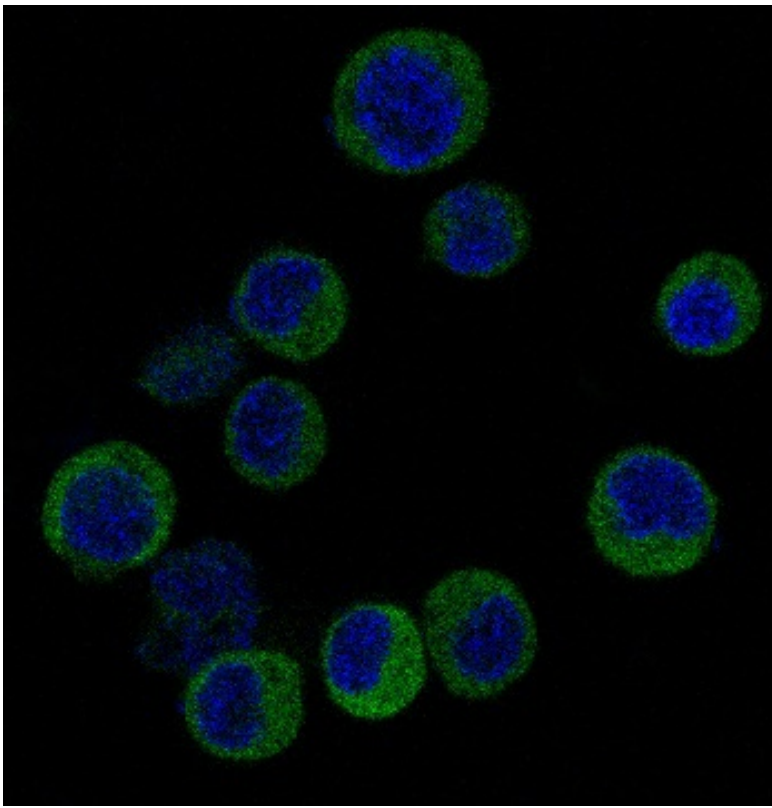
IRFs comprise a family of transcription factors that function within the Jak/Stat pathway to regulate interferon (IFN) and IFN-inducible gene expression in response to viral infection. IRF-3 can inhibit cell growth and plays a critical role in controlling the expression of genes in the innate immune response.



Western blot analysis of IRF3 expression in (1) HeLa cell lysate; (2) 3T3 cell lysate.



Immunohistochemical analysis of paraffin-embedded human cervix carcinoma, using IRF3 Antibody.



Immunofluorescent analysis of Jurkat cells, using IRF3 Antibody.