

Oct4 Antibody



Catalog No: T55781

Reactivity: Human Mouse

Isotype: Rabbit IgG

Applications: WB IHC ICC/IF IP ChIP

www.ab-mart.com.cn

400-6123-828

Information

UniProt ID: Q01860

All Names: Octamer binding protein 3; Octamer binding protein 4; OCT3; OCT4; OTF3; OTF4; OTF-3; Oct-3; Oct-4;

Form: Liquid

Storage instructions: Store at +4°C short term. Store at -20°C long term. Avoid freeze / thaw cycle.

Storage buffer: Rabbit IgG in phosphate buffered saline , pH 7.4, 150mM NaCl, 0.02% sodium azide and 50% glycerol.

Purity: Affinity-chromatography

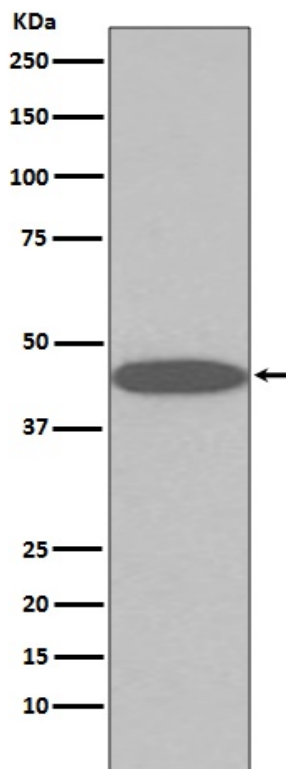
Molecular Wt.: 45kDa

Application

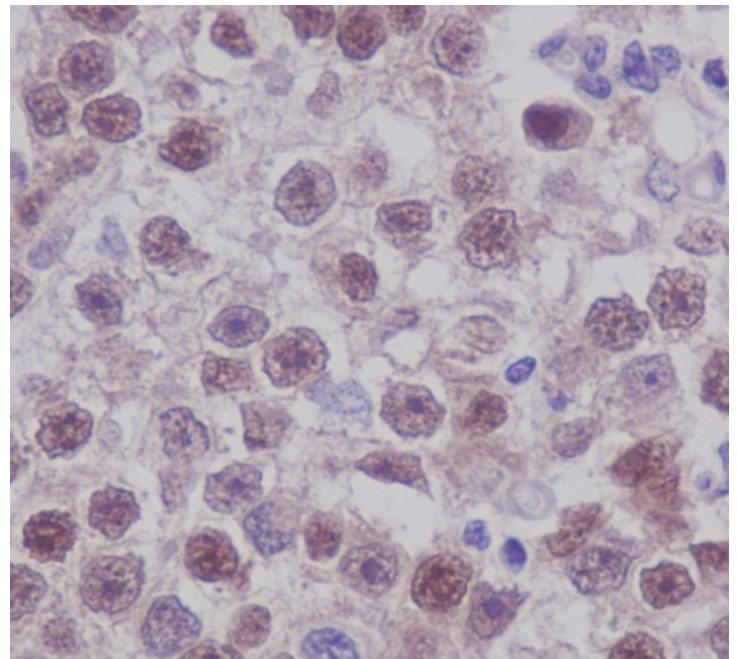
WB 1:500~1:1000 IHC 1:50~1:200 ICC/IF 1:50~1:200 IP 1:50 ChIP

Background

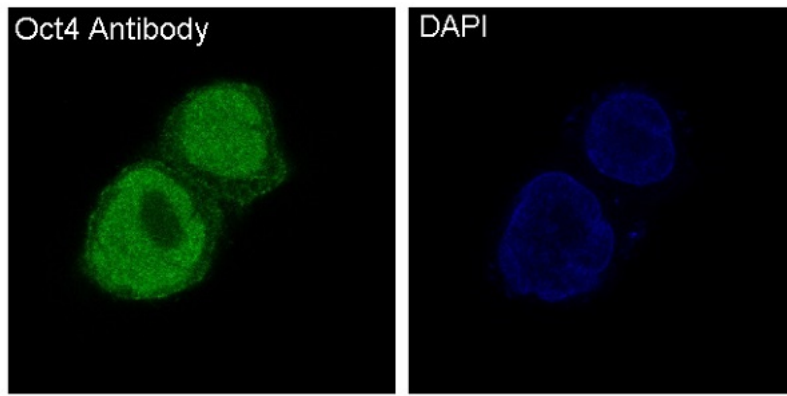
Oct-4 is a transcription factor highly expressed in undifferentiated embryonic stem cells and embryonic germ cells. Forms a trimeric complex with SOX2 on DNA and controls the expression of a number of genes involved in embryonic development such as YES1, FGF4, UTF1 and ZFP206. Critical for early embryogenesis and for embryonic stem cell pluripotency.



Western blot analysis of Oct4 expression in NCCIT cell lysate.



Immunohistochemical analysis of paraffin-embedded human seminoma, using Oct4 Antibody.



Immunofluorescent analysis of NCCIT cells, using Oct4 Antibody.