

MA9128

Beta-tubulin Antibody

Abmart

- 50ul
- 100 uL

Order 021-34695924
orders@ab-mart.com
Support 400-6123-828
support1@ab-mart.com
Web www.ab-mart.com.cn

Description : Mouse monoclonal antibody to Beta-tubulin

Alternative Names:

TUBB4; Tubulin beta-3 chain; Tubulin beta-4 chain; Tubulin beta-III


Source : Mouse

Uniprot : Q13509

Reactivity : H, M, R, Mk, D, C, Rb

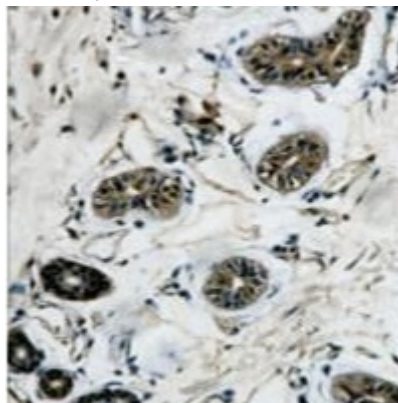
Application:

WB



Western blot analysis of Beta-tubulin expression in Hela (A), mouse kidney (B), rat heart (C) whole cell lysates.

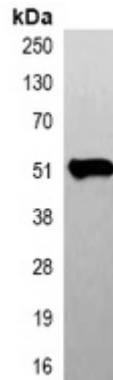
IHC



Immunohistochemical analysis of Beta-tubulin staining in human colon formalin fixed paraffin embedded tissue section. The section was pre-

treated using heat mediated antigen retrieval with sodium citrate buffer (pH 6.0). The section was then incubated with the antibody at room temperature and detected using an HRP conjugated compact polymer system. DAB was used as the chromogen. The section was then counterstained with haematoxylin and mounted with DPX.

IP



Immunoprecipitation of Beta-tubulin from 0.5mg mouse brain whole cell extract lysate, using Anti-Beta-tubulin Antibody.

Specificity : Recognizes endogenous levels of Beta-tubulin protein.

Clonality : Monoclonal

Dilution : WB (1/1000 - 1/3000), IHC (1/50 - 1/100), IP (1/50 - 1/100)

Gene Symbol : TUBB3

Storage Condition : Store at -20°C long term.